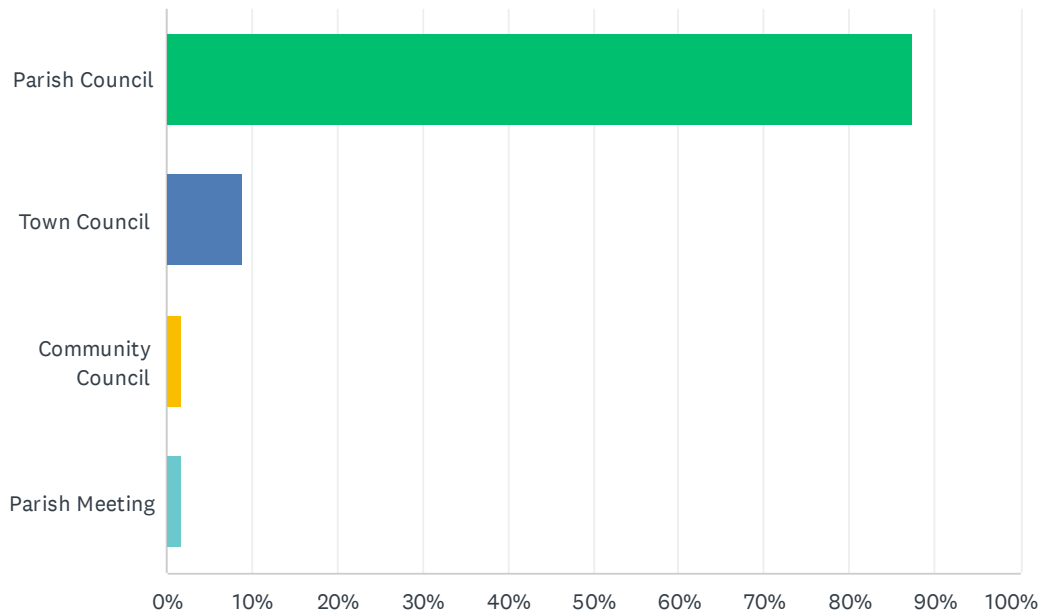


Q1 What best describes your Council?

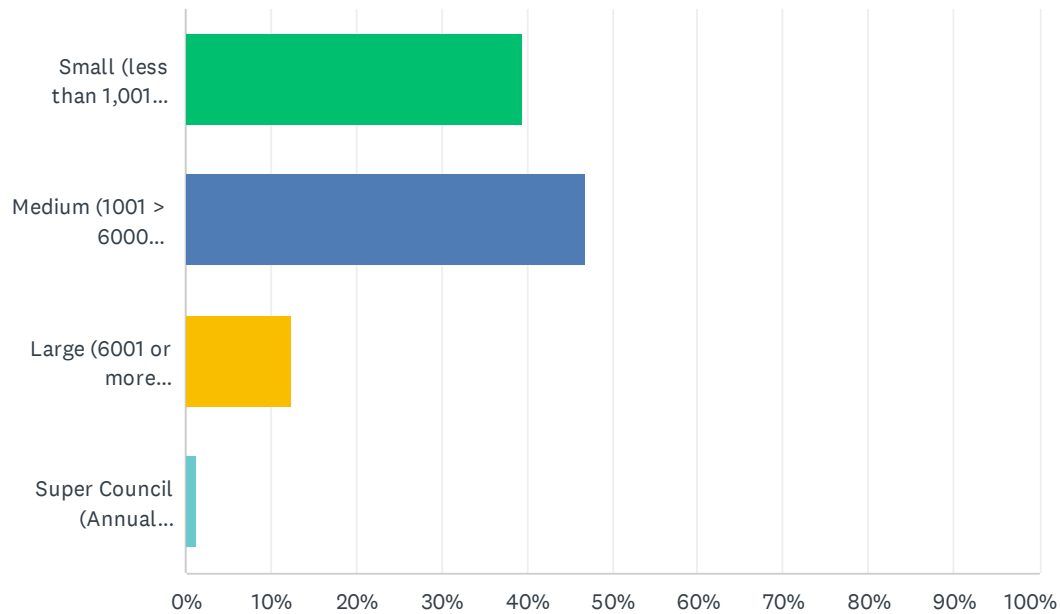
Answered: 167 Skipped: 0



ANSWER CHOICES	RESPONSES	
Parish Council	87.43%	146
Town Council	8.98%	15
Community Council	1.80%	3
Parish Meeting	1.80%	3
TOTAL		167

Q2 What size is your Council?

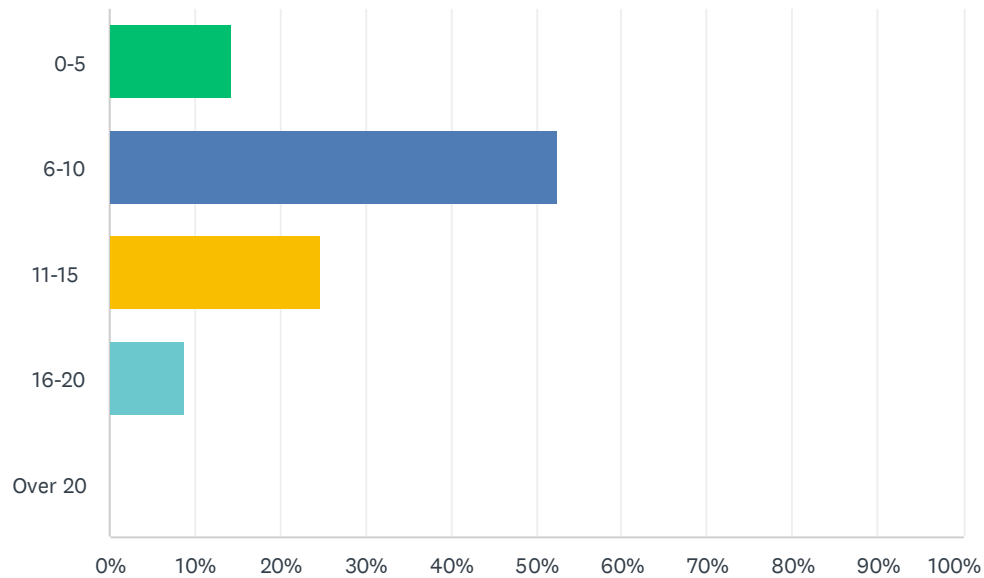
Answered: 162 Skipped: 5



ANSWER CHOICES	RESPONSES	
Small (less than 1,001 electorate)	39.51%	64
Medium (1001 > 6000 electorate)	46.91%	76
Large (6001 or more electorate)	12.35%	20
Super Council (Annual Budgeted Turnover for 22/23 of 1.5 million pounds or more)	1.23%	2
TOTAL		162

Q3 How many Councillor places are there on your Council?

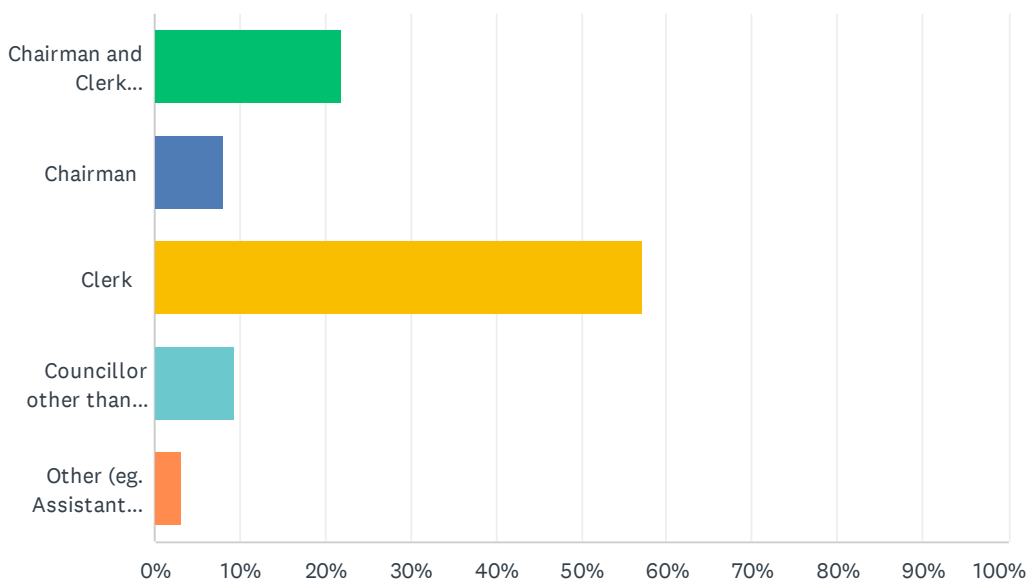
Answered: 162 Skipped: 5



ANSWER CHOICES	RESPONSES	
0-5	14.20%	23
6-10	52.47%	85
11-15	24.69%	40
16-20	8.64%	14
Over 20	0.00%	0
TOTAL		162

Q4 What is your position?

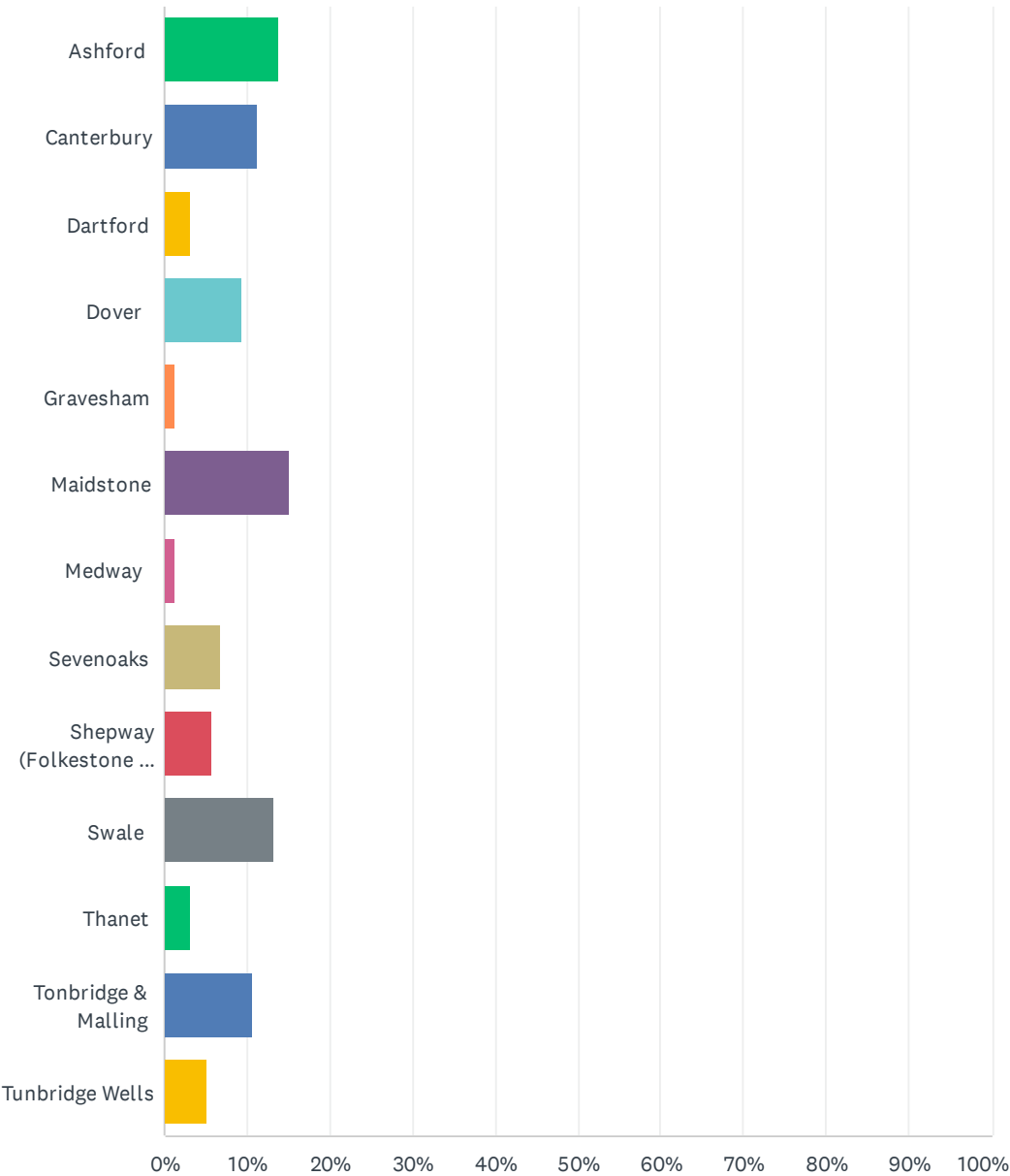
Answered: 159 Skipped: 8



ANSWER CHOICES	RESPONSES	
Chairman and Clerk completing the Survey together (PREFERRED OPTION)	22.01%	35
Chairman	8.18%	13
Clerk	57.23%	91
Councillor other than Chairman	9.43%	15
Other (eg. Assistant Clerk/Deputy Clerk)	3.14%	5
TOTAL		159

Q5 What Area is your Town/Parish/Community Council/Meeting in?

Answered: 159 Skipped: 8

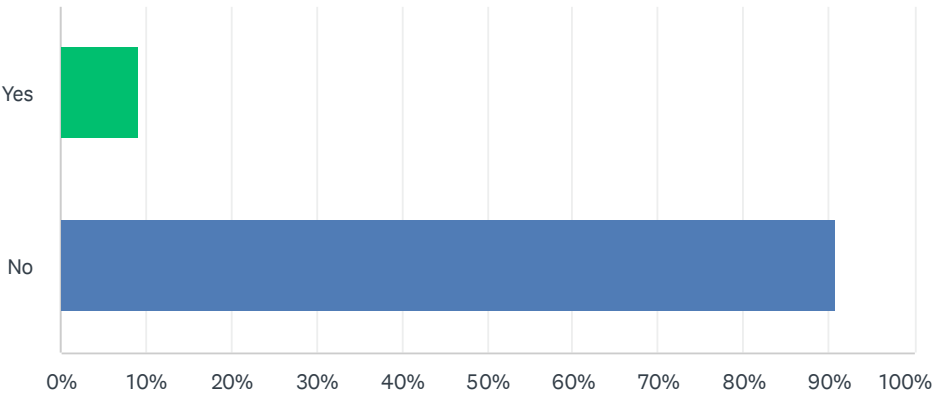


KALC Survey 2023

ANSWER CHOICES	RESPONSES	
Ashford	13.84%	22
Canterbury	11.32%	18
Dartford	3.14%	5
Dover	9.43%	15
Gravesham	1.26%	2
Maidstone	15.09%	24
Medway	1.26%	2
Sevenoaks	6.92%	11
Shepway (Folkestone & Hythe)	5.66%	9
Swale	13.21%	21
Thanet	3.14%	5
Tonbridge & Malling	10.69%	17
Tunbridge Wells	5.03%	8
TOTAL		159

Q6 Does your Council have a Climate Change Strategy?

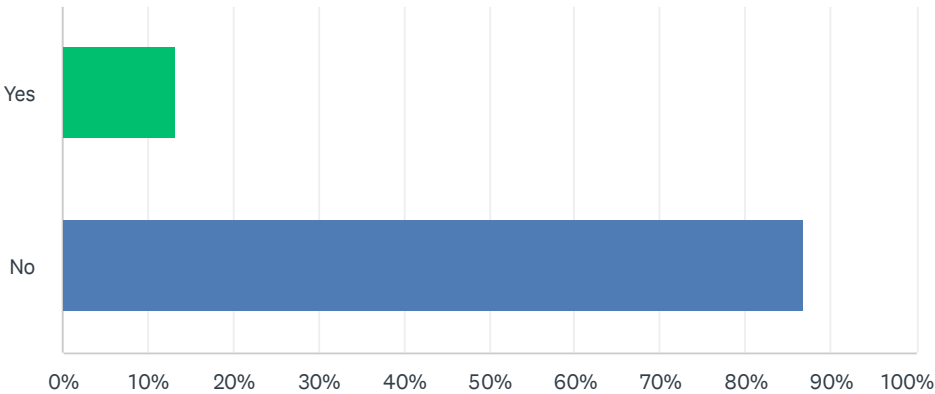
Answered: 143 Skipped: 24



ANSWER CHOICES		RESPONSES	
Yes		9.09%	13
No		90.91%	130
TOTAL			143

Q7 Has your Council agreed to a Climate Emergency?

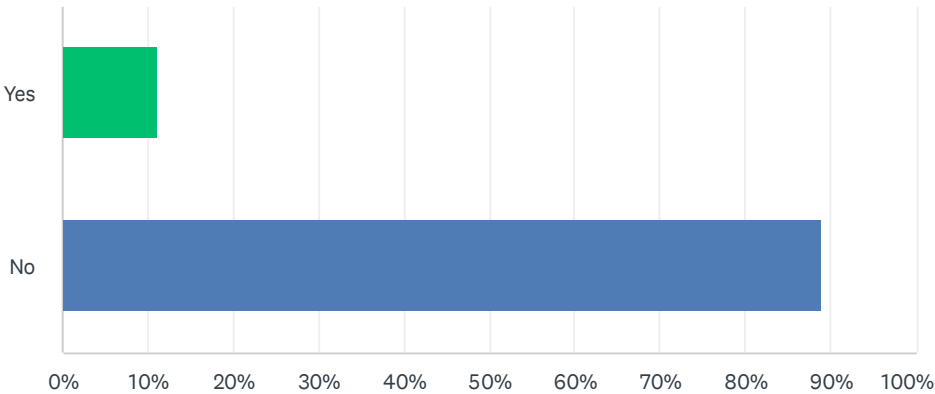
Answered: 143 Skipped: 24



ANSWER CHOICES	RESPONSES	
Yes	13.29%	19
No	86.71%	124
TOTAL		143

Q8 Has your Council got a Climate Change Action Plan?

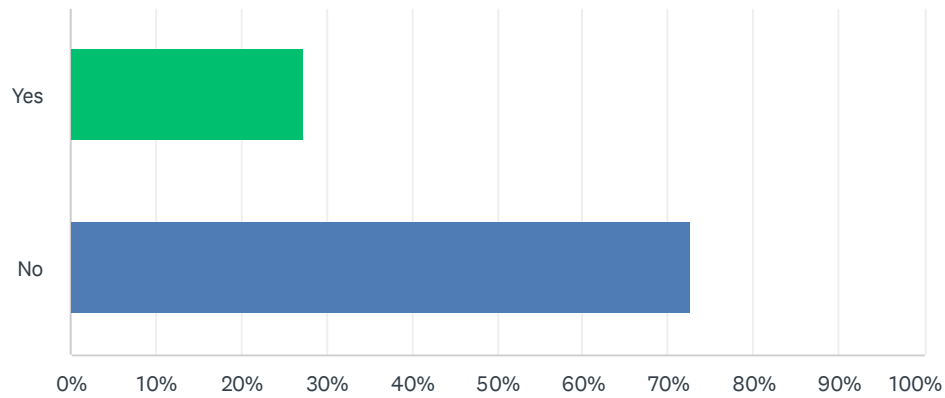
Answered: 143 Skipped: 24



ANSWER CHOICES	RESPONSES	
Yes	11.19%	16
No	88.81%	127
TOTAL		143

Q9 Has your Council considered/undertaken Climate Change Projects?

Answered: 143 Skipped: 24



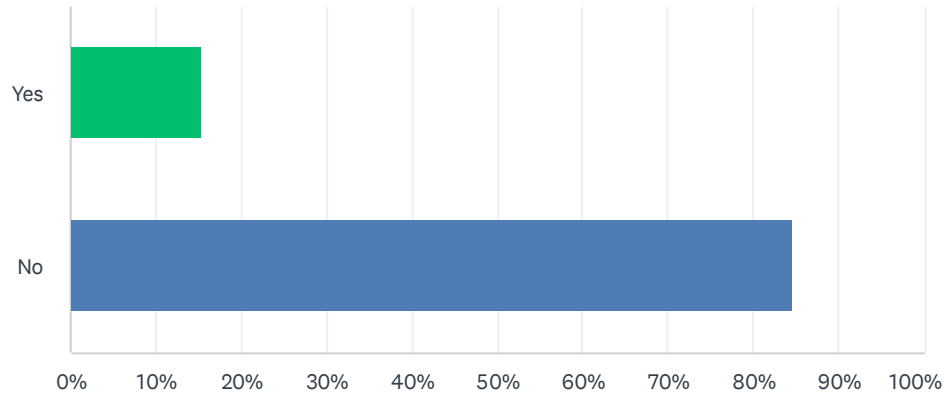
ANSWER CHOICES	RESPONSES	
Yes	27.27%	39
No	72.73%	104
TOTAL		143

Q10 If yes, please give details.

Answered: 38 Skipped: 129

Q11 Did your Council attend the KALC Climate Change Conference on 17th March 2023?

Answered: 143 Skipped: 24



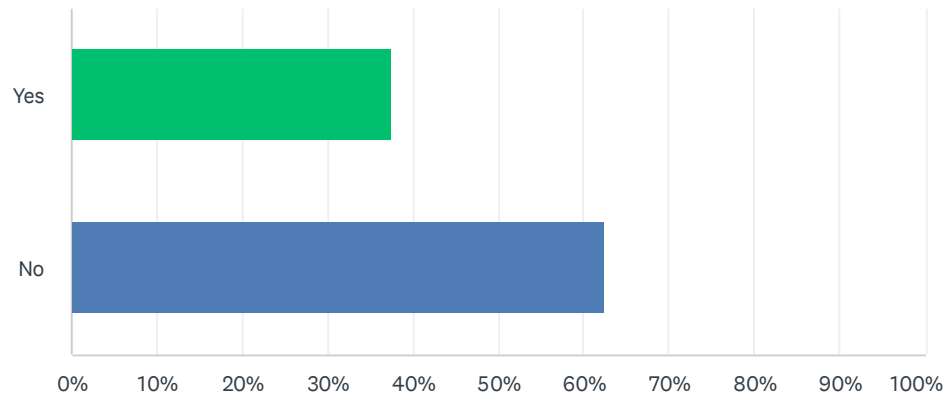
ANSWER CHOICES	RESPONSES	
Yes	15.38%	22
No	84.62%	121
TOTAL		143

Q12 If not, why?

Answered: 88 Skipped: 79

Q13 Are you aware of the re-organisation of the NHS in your area?

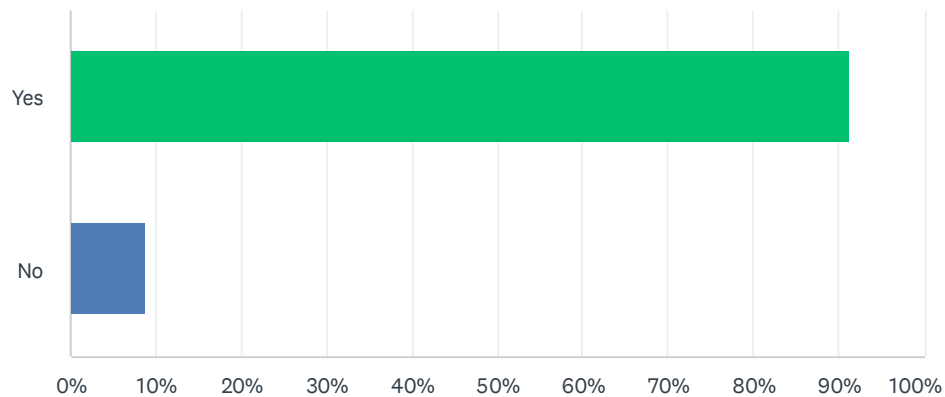
Answered: 136 Skipped: 31



ANSWER CHOICES	RESPONSES	
Yes	37.50%	51
No	62.50%	85
TOTAL		136

Q14 KALC has been purchasing Public Access Defibrillators and Accessories for local Councils for over 6 years now and has meant that many communities benefit from potentially life saving equipment within easy reach. Does your Parish/Town/Community have a Public Access Defibrillator?

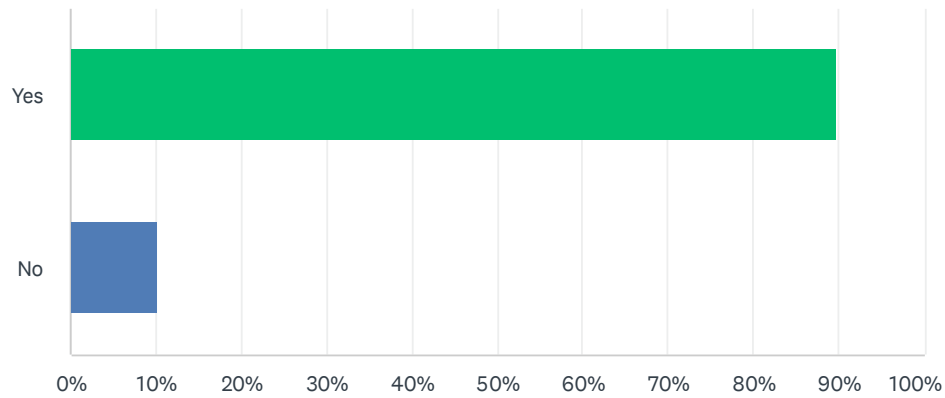
Answered: 136 Skipped: 31



ANSWER CHOICES	RESPONSES	
Yes	91.18%	124
No	8.82%	12
TOTAL		136

Q15 If yes, do you regularly check and service your Defibrillators?

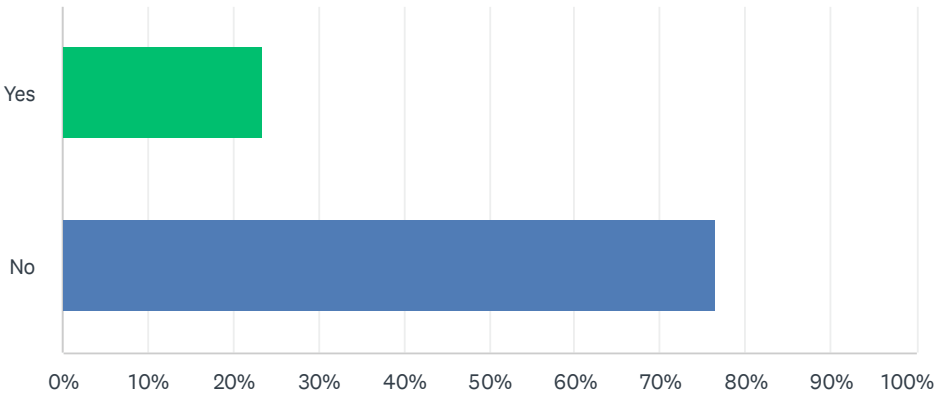
Answered: 128 Skipped: 39



ANSWER CHOICES	RESPONSES	
Yes	89.84%	115
No	10.16%	13
TOTAL		128

Q16 Is your Council working on any Health and Well Being projects?

Answered: 136 Skipped: 31



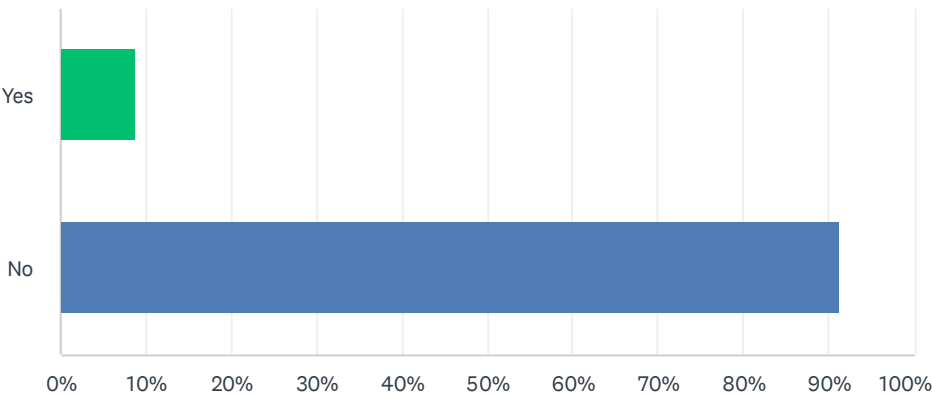
ANSWER CHOICES	RESPONSES	
Yes	23.53%	32
No	76.47%	104
TOTAL		136

Q17 If YES, please could you provide the name of your Council and the name of your Project?

Answered: 32 Skipped: 135

Q18 Has your Council got a Health and Well-Being Policy?

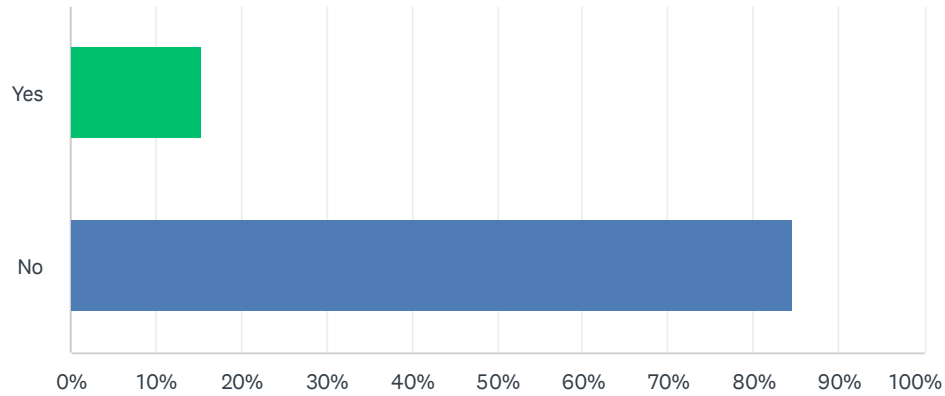
Answered: 136 Skipped: 31



ANSWER CHOICES	RESPONSES	
Yes	8.82%	12
No	91.18%	124
TOTAL		136

Q19 Is your Council working or in contact with your Primary Care Network in your area?

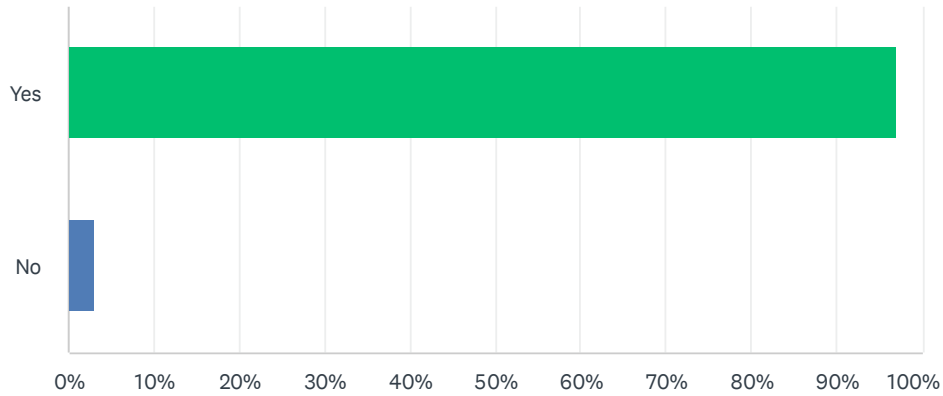
Answered: 136 Skipped: 31



ANSWER CHOICES	RESPONSES	
Yes	15.44%	21
No	84.56%	115
TOTAL		136

Q20 Does your Council believe that training for staff and members is important?

Answered: 134 Skipped: 33



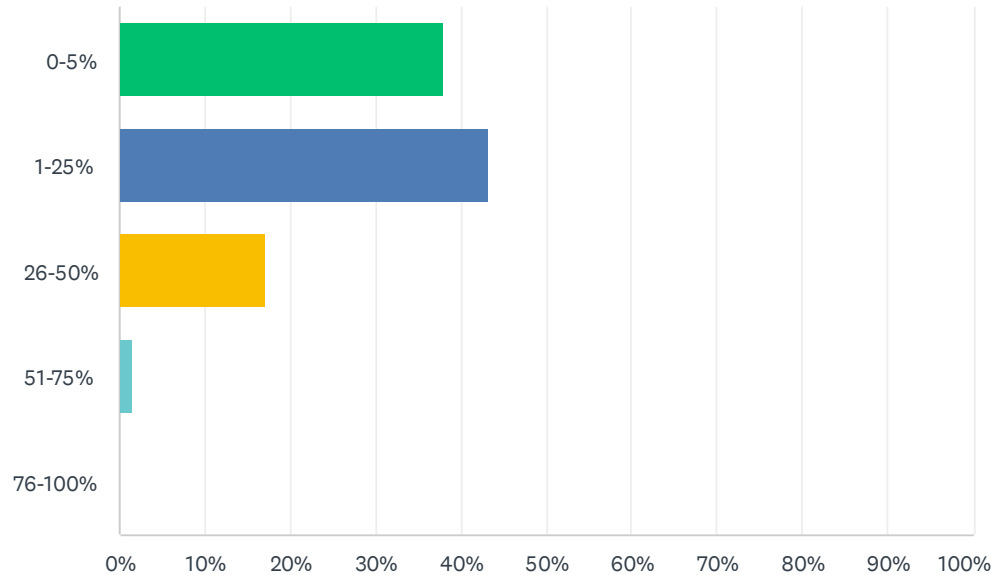
ANSWER CHOICES	RESPONSES	
Yes	97.01%	130
No	2.99%	4
TOTAL		134

Q21 If not, we would appreciate your reasons.

Answered: 7 Skipped: 160

Q22 What percentage of your Councillors have attended KALC training in the past 12 months?

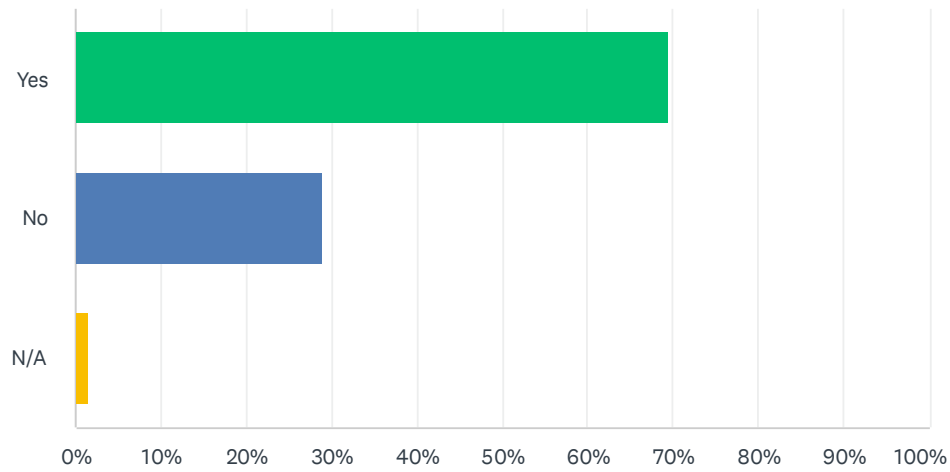
Answered: 134 Skipped: 33



ANSWER CHOICES	RESPONSES	
0-5%	38.06%	51
1-25%	43.28%	58
26-50%	17.16%	23
51-75%	1.49%	2
76-100%	0.00%	0
TOTAL		134

Q23 Has your Council's Clerk attended training in the last 12 months?

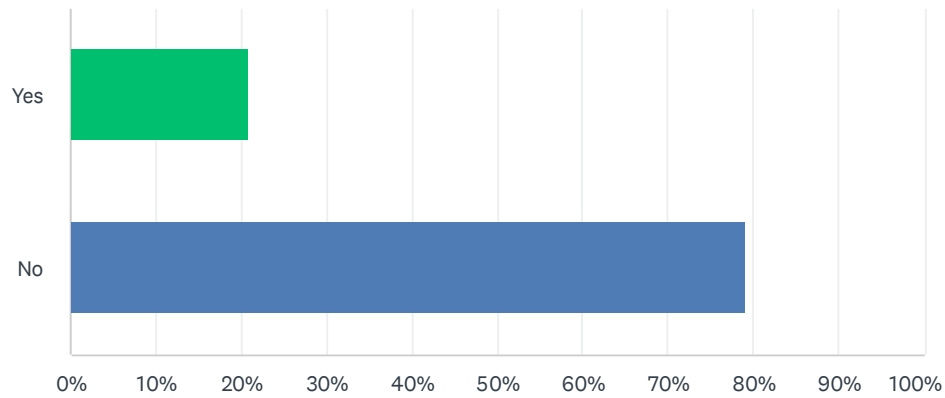
Answered: 134 Skipped: 33



ANSWER CHOICES	RESPONSES	
Yes	69.40%	93
No	29.10%	39
N/A	1.49%	2
TOTAL		134

Q24 Did your Clerk attend the Clerks Conference in September 2022?

Answered: 134 Skipped: 33



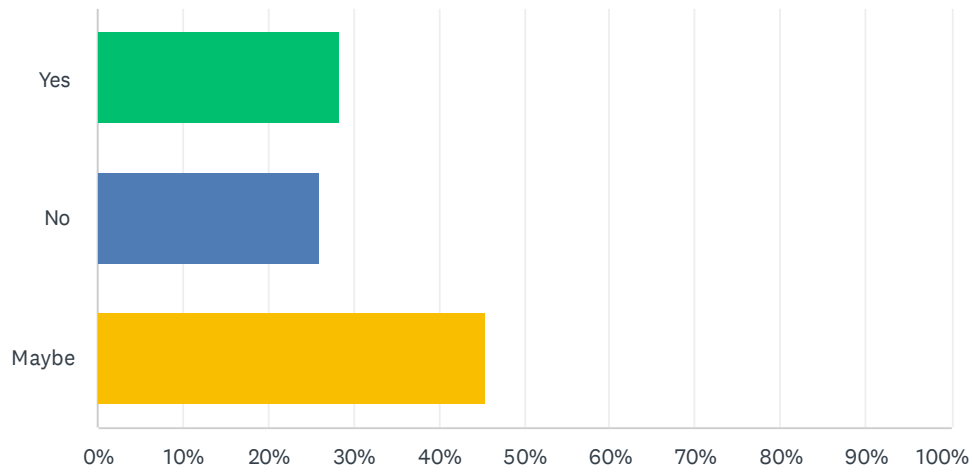
ANSWER CHOICES	RESPONSES	
Yes	20.90%	28
No	79.10%	106
TOTAL		134

Q25 If your Council attended any other Training sessions provided by other organisations, what was the course and why did you use another provider? This will enable us to get a complete picture of what training is being undertaken.

Answered: 49 Skipped: 118

Q26 Would your council host or attend a bespoke session in the future?

Answered: 134 Skipped: 33



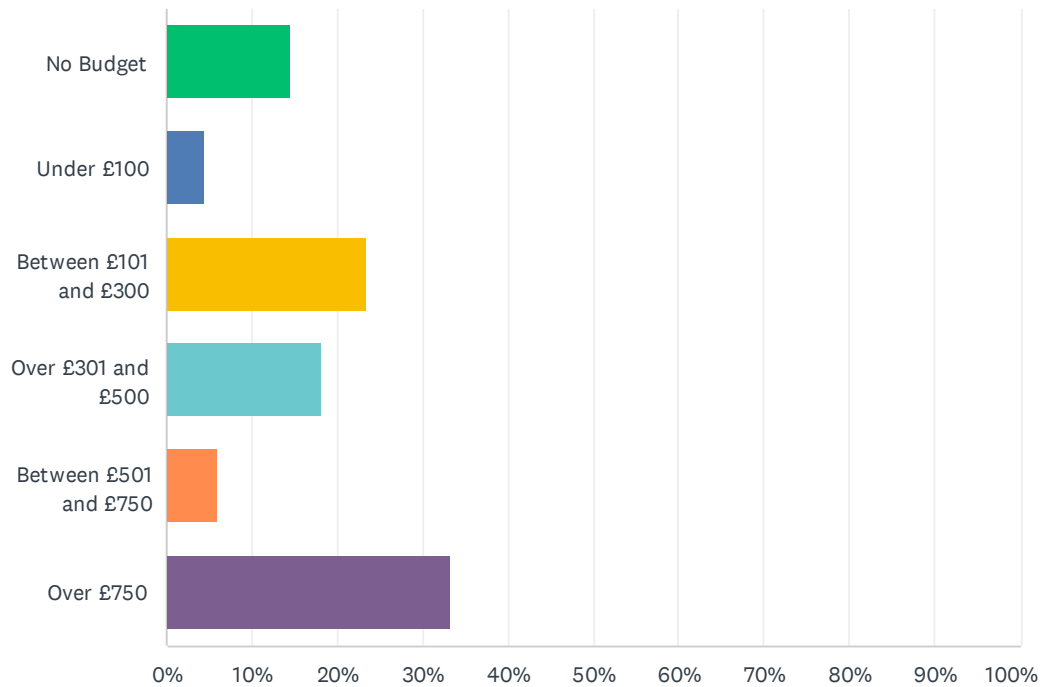
ANSWER CHOICES	RESPONSES	
Yes	28.36%	38
No	26.12%	35
Maybe	45.52%	61
TOTAL		134

Q27 If yes or maybe, would you name your Council here?

Answered: 72 Skipped: 95

Q28 What is your training budget per annum?

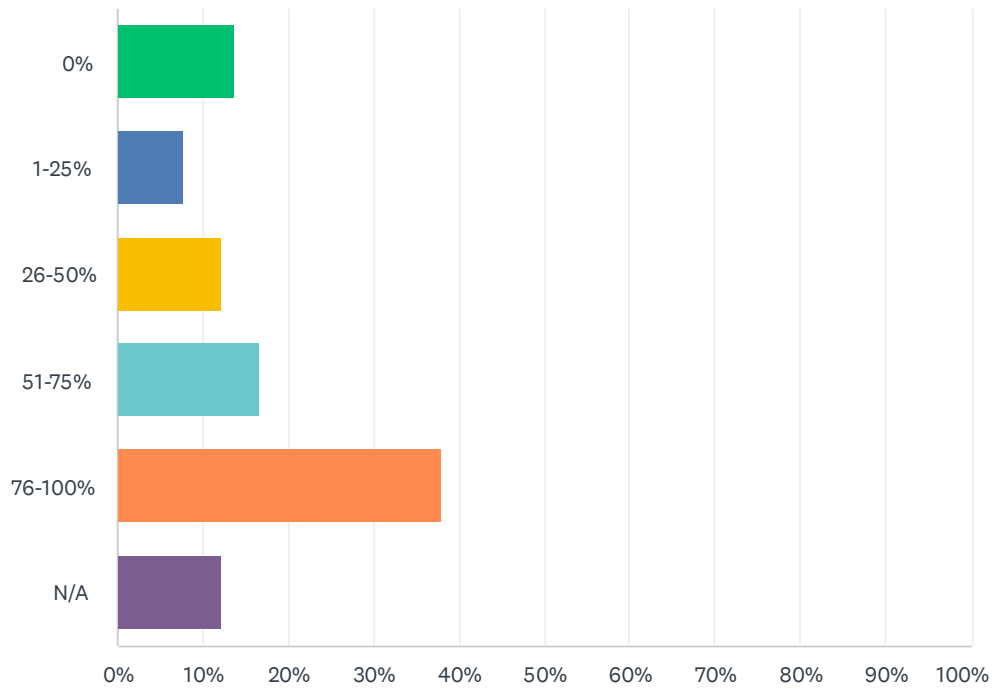
Answered: 132 Skipped: 35



ANSWER CHOICES	RESPONSES	
No Budget	14.39%	19
Under £100	4.55%	6
Between £101 and £300	23.48%	31
Over £301 and £500	18.18%	24
Between £501 and £750	6.06%	8
Over £750	33.33%	44
TOTAL		132

Q29 If you have a Training Budget, what percentage is left this year?

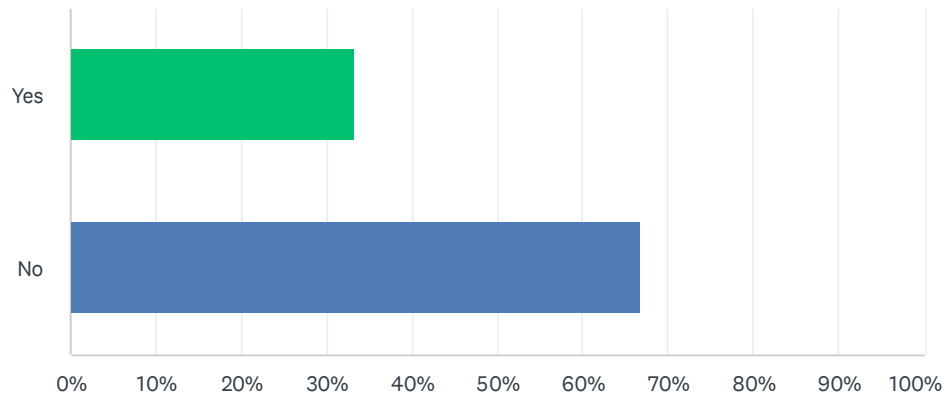
Answered: 132 Skipped: 35



ANSWER CHOICES	RESPONSES	
0%	13.64%	18
1-25%	7.58%	10
26-50%	12.12%	16
51-75%	16.67%	22
76-100%	37.88%	50
N/A	12.12%	16
TOTAL		132

Q30 Does your Council have a Training Policy or Plan?

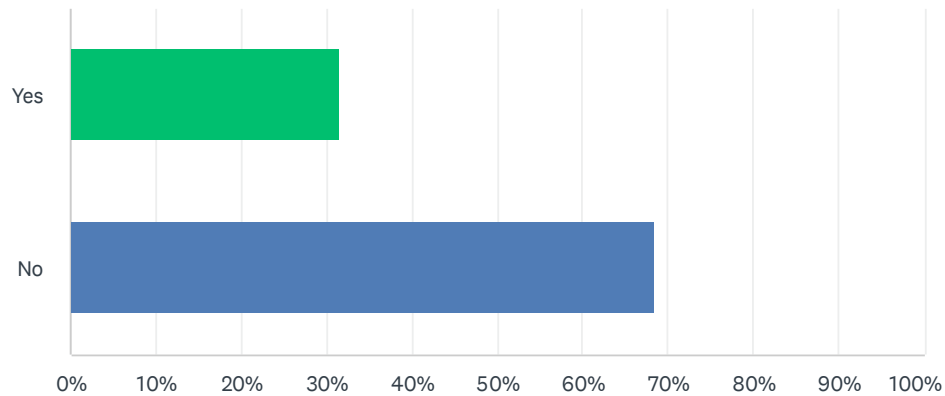
Answered: 132 Skipped: 35



ANSWER CHOICES	RESPONSES	
Yes	33.33%	44
No	66.67%	88
TOTAL		132

Q31 If YES, did your Council use the KALC Training Policy template?

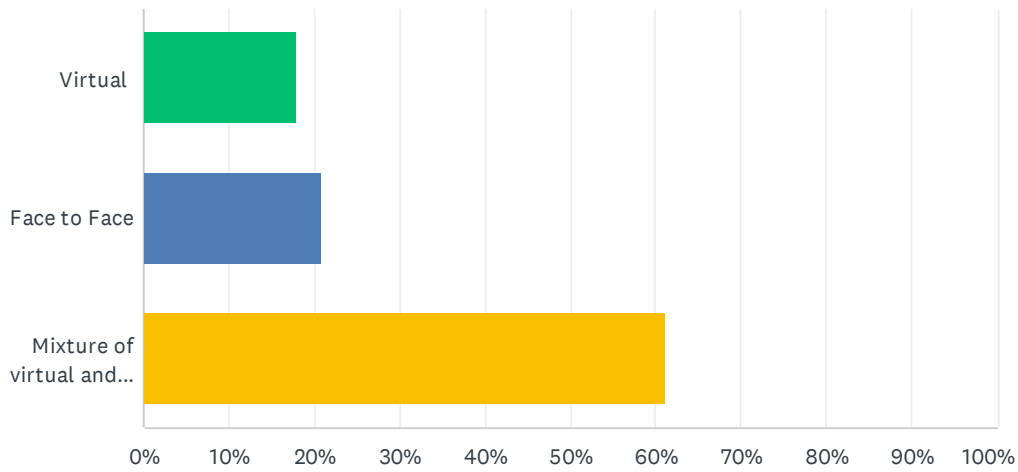
Answered: 73 Skipped: 94



ANSWER CHOICES	RESPONSES	
Yes	31.51%	23
No	68.49%	50
TOTAL		73

Q32 Do you prefer virtual or face to face training?

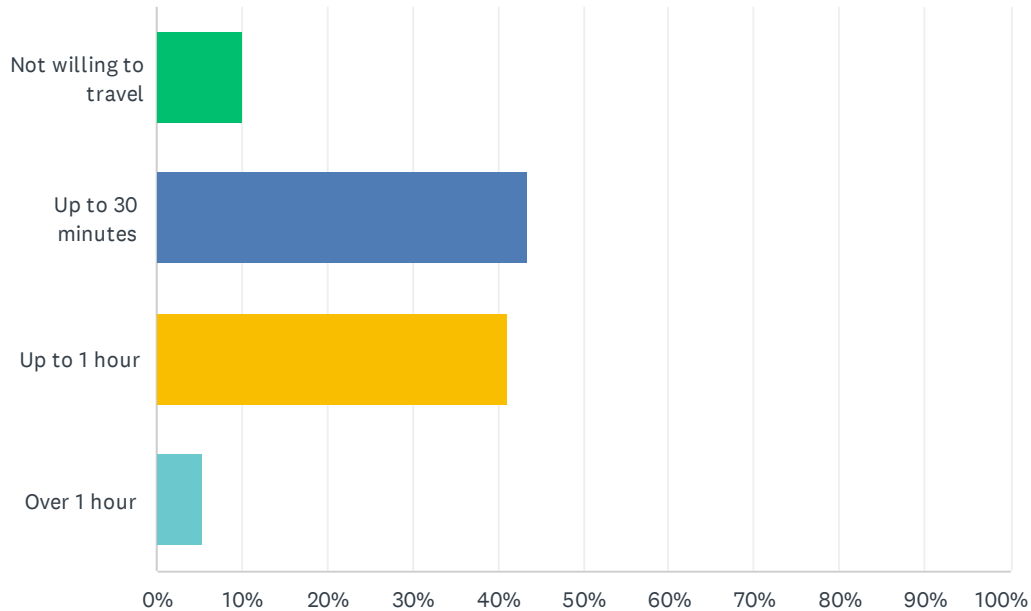
Answered: 129 Skipped: 38



ANSWER CHOICES	RESPONSES	
Virtual	17.83%	23
Face to Face	20.93%	27
Mixture of virtual and face to face	61.24%	79
TOTAL		129

Q33 If you are prepared to travel for training how far would you be willing to travel?

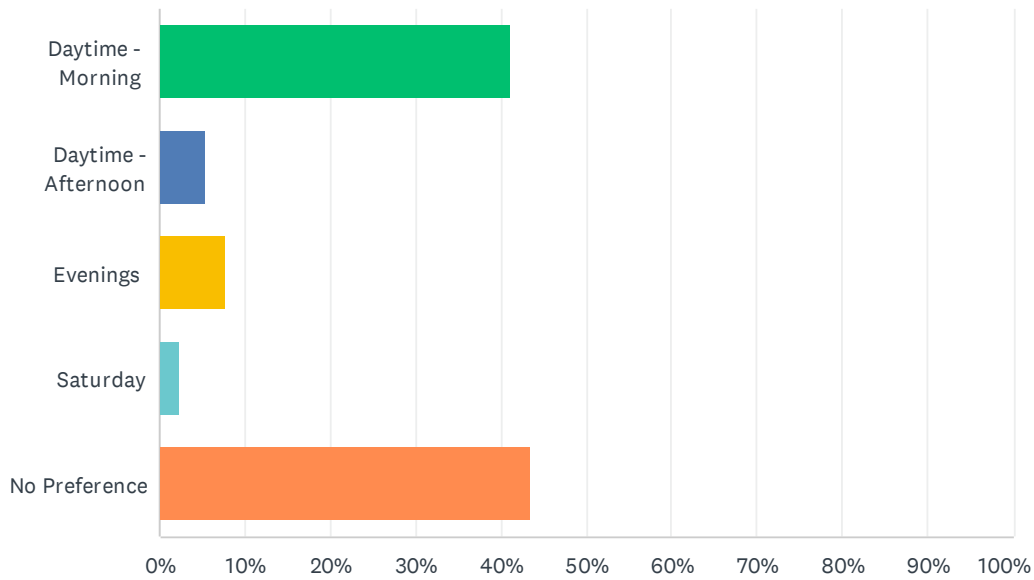
Answered: 129 Skipped: 38



ANSWER CHOICES	RESPONSES	
Not willing to travel	10.08%	13
Up to 30 minutes	43.41%	56
Up to 1 hour	41.09%	53
Over 1 hour	5.43%	7
TOTAL		129

Q34 When is your preferred time for training?

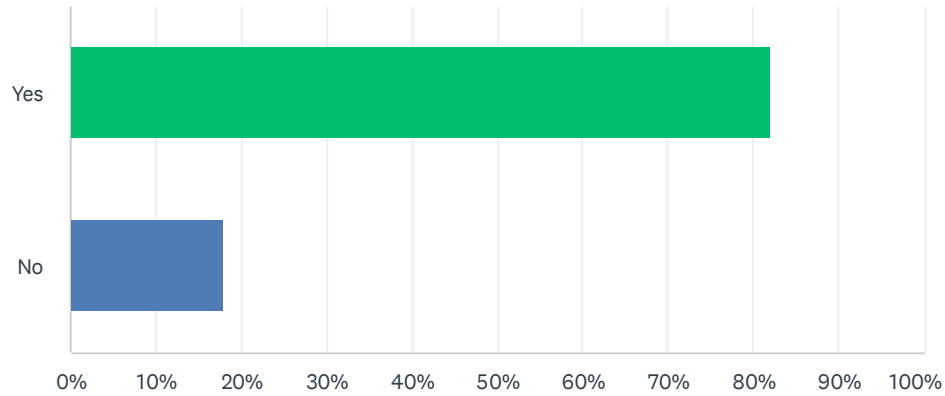
Answered: 129 Skipped: 38



ANSWER CHOICES		RESPONSES	
Daytime - Morning		41.09%	53
Daytime - Afternoon		5.43%	7
Evenings		7.75%	10
Saturday		2.33%	3
No Preference		43.41%	56
TOTAL			129

Q35 Do you look at the KALC Website to see what Training KALC have to offer?

Answered: 129 Skipped: 38



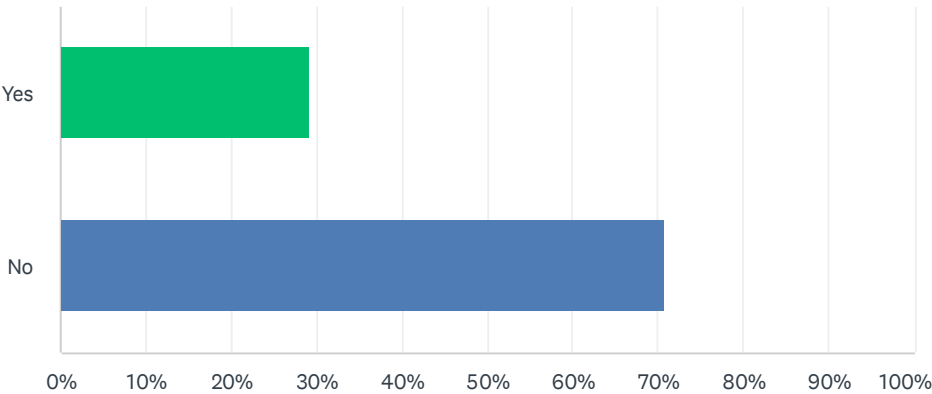
ANSWER CHOICES	RESPONSES	
Yes	82.17%	106
No	17.83%	23
TOTAL		129

Q36 What other topics/issues would you like to see KALC develop into a training module/workshop?

Answered: 37 Skipped: 130

Q37 Has your office staff completed ILCA?

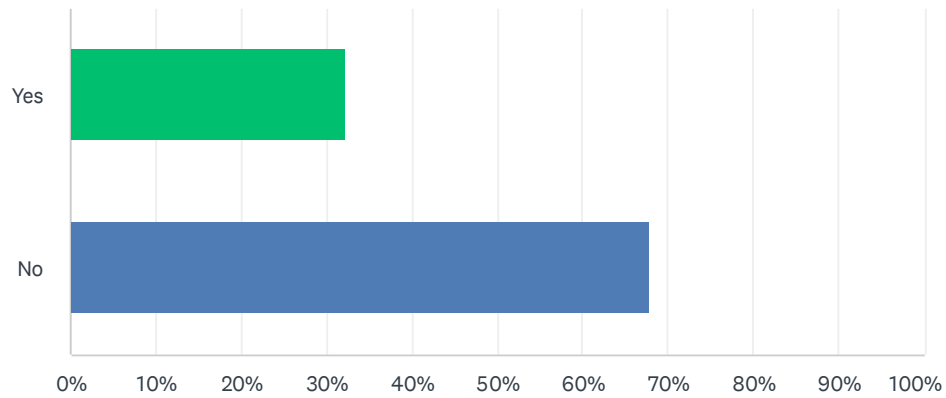
Answered: 127 Skipped: 40



ANSWER CHOICES	RESPONSES	
Yes	29.13%	37
No	70.87%	90
TOTAL		127

Q38 Is your Clerk CiLCA qualified?

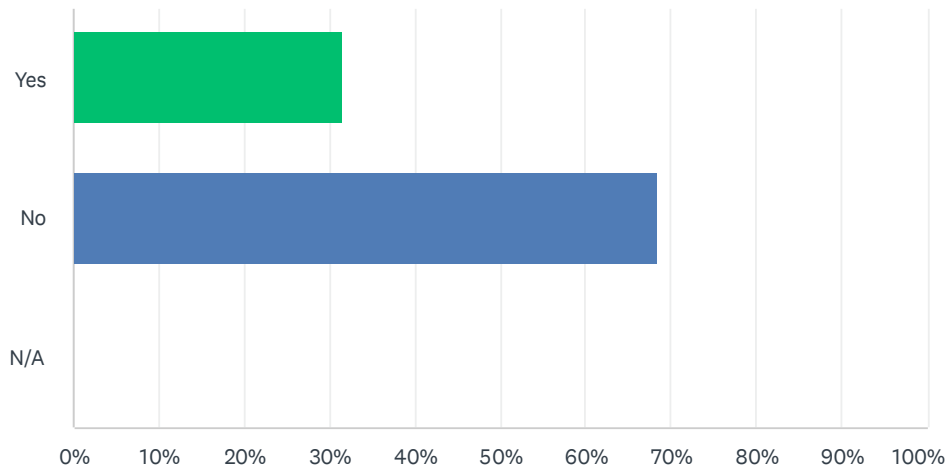
Answered: 127 Skipped: 40



ANSWER CHOICES	RESPONSES	
Yes	32.28%	41
No	67.72%	86
TOTAL		127

Q39 If not, is your Clerk working towards the CiLCA?

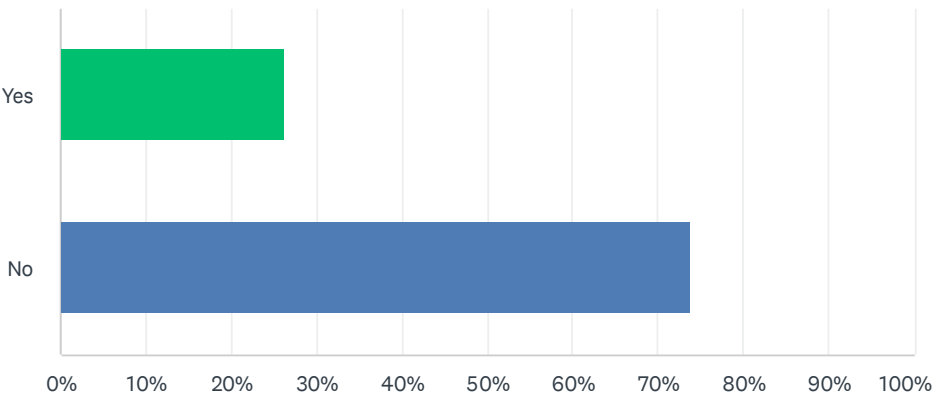
Answered: 92 Skipped: 75



ANSWER CHOICES	RESPONSES	
Yes	31.52%	29
No	68.48%	63
N/A	0.00%	0
TOTAL		92

Q40 Does your Clerk have equivalent qualifications?

Answered: 80 Skipped: 87



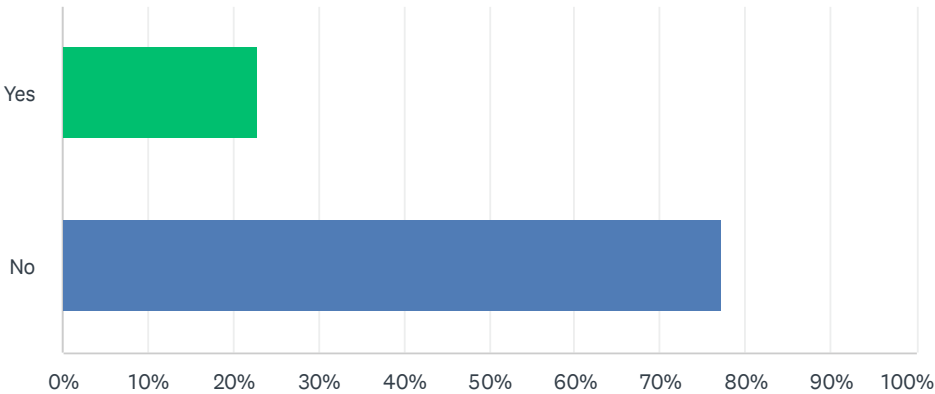
ANSWER CHOICES	RESPONSES	
Yes	26.25%	21
No	73.75%	59
TOTAL		80

Q41 If YES, please provide the qualifications.

Answered: 20 Skipped: 147

Q42 Does your Council hold the General Power of Competence?

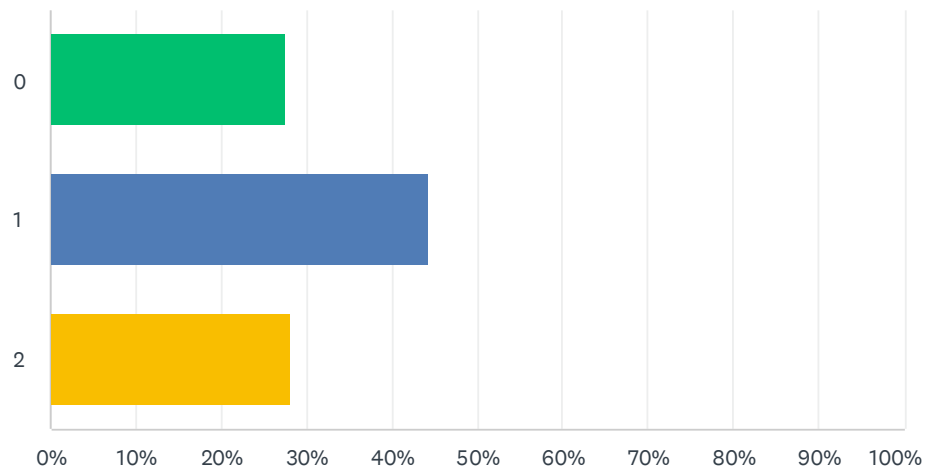
Answered: 127 Skipped: 40



ANSWER CHOICES	RESPONSES	
Yes	22.83%	29
No	77.17%	98
TOTAL		127

Q43 Area Committee meetings are an opportunity to network and share information. They provide a channel of communication on matters of general concern between groups of Local Councils and KALC and are a means of making a joint approach by Local Councils to their District/Unitary Councils and many of them represent their area on District/Borough Boards, such as Joint Transportation Boards. Two representatives from your council should attend. KALC arrange to meet up with Area Committee Chairmen and Vice Chairmen twice a year to share good practice and information. How many members of your Council attend?

Answered: 124 Skipped: 43



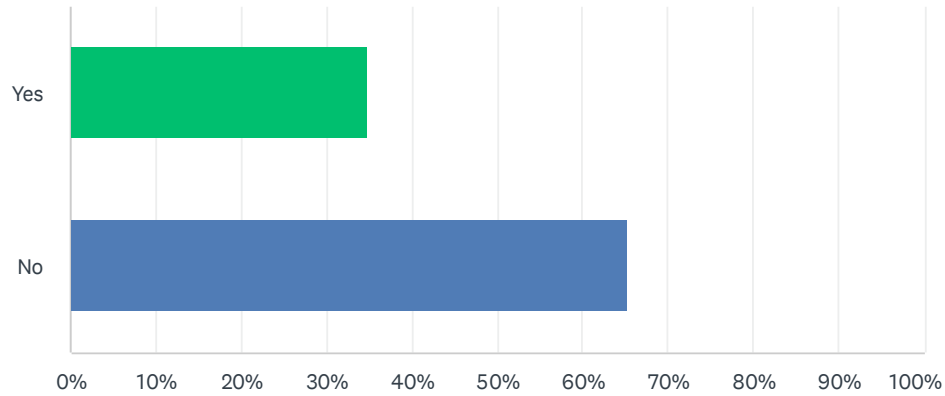
ANSWER CHOICES	RESPONSES	
0	27.42%	34
1	44.35%	55
2	28.23%	35
TOTAL		124

Q44 How can Area Committees be improved to encourage more Councillors and Clerks to attend?

Answered: 58 Skipped: 109

Q45 Did your Council send a representative to the AGM on the 19th November 2022?

Answered: 124 Skipped: 43



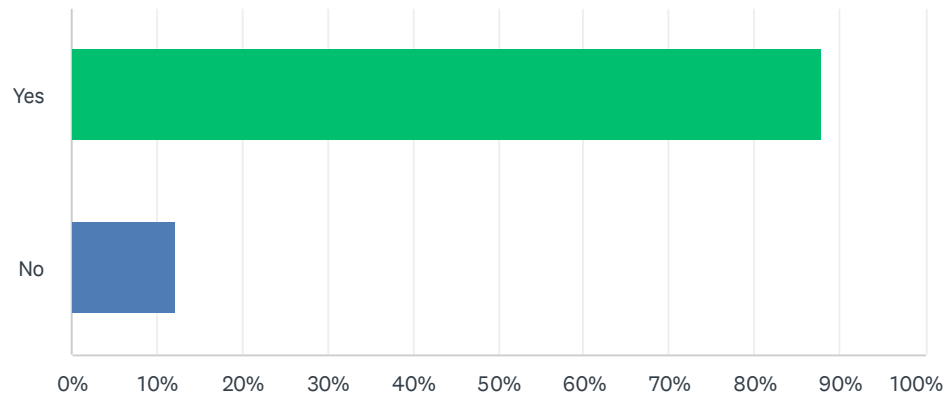
ANSWER CHOICES	RESPONSES	
Yes	34.68%	43
No	65.32%	81
TOTAL		124

Q46 If NO, is there a reason why?

Answered: 58 Skipped: 109

Q47 Is the KALC News forwarded to all Councillors?

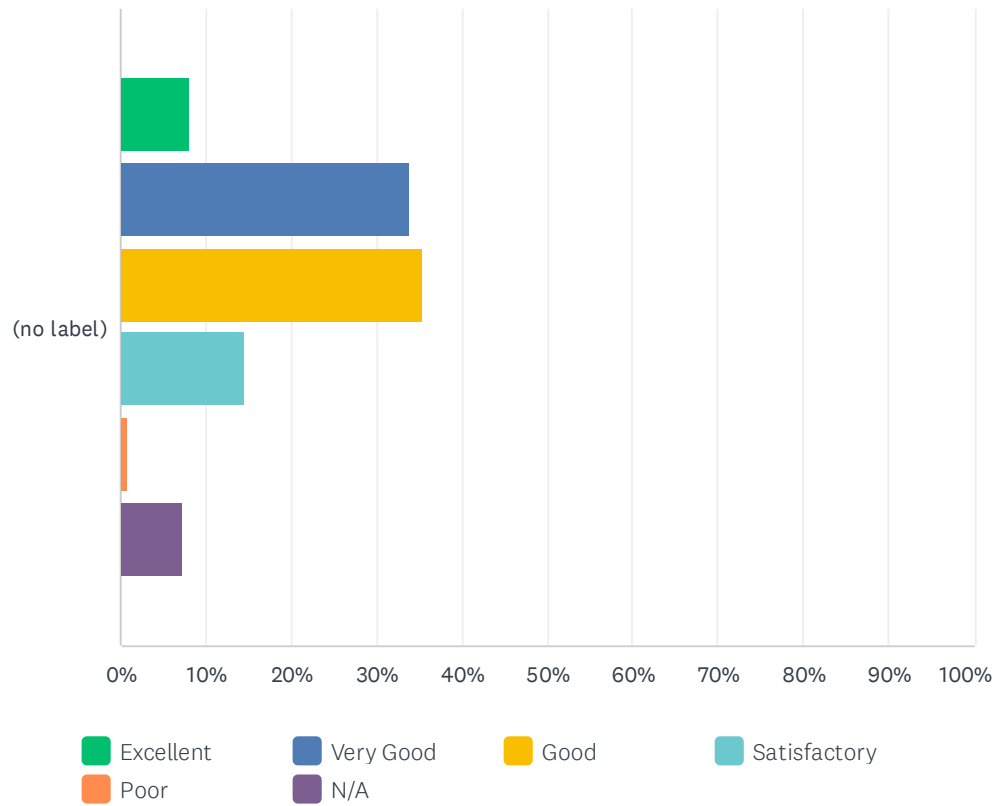
Answered: 124 Skipped: 43



ANSWER CHOICES	RESPONSES	
Yes	87.90%	109
No	12.10%	15
TOTAL		124

Q48 How does your Council rate the publication overall?

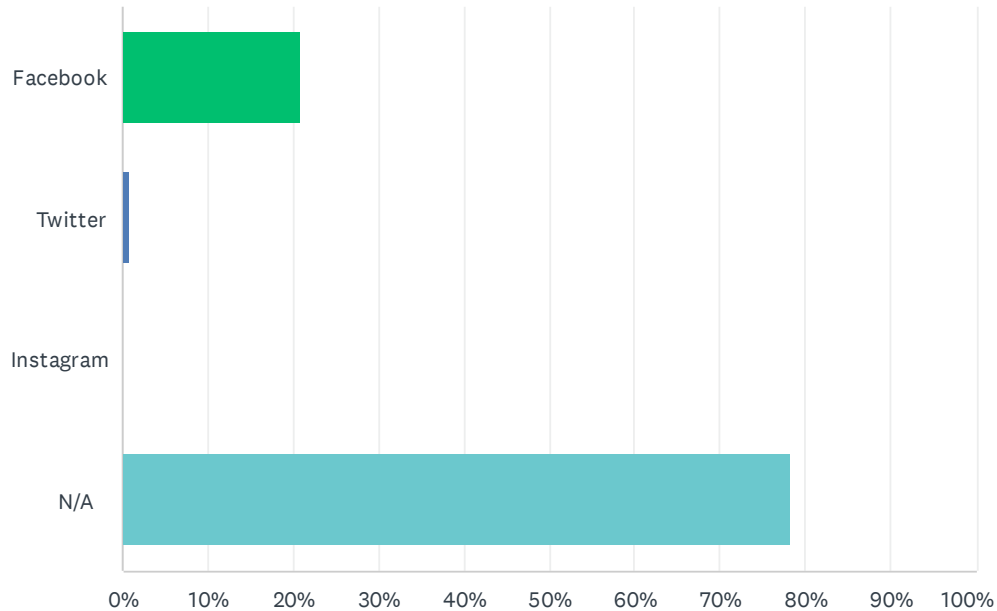
Answered: 124 Skipped: 43



	EXCELLENT	VERY GOOD	GOOD	SATISFACTORY	POOR	N/A	TOTAL	WEIGHTED AVERAGE
(no label)	8.06% 10	33.87% 42	35.48% 44	14.52% 18	0.81% 1	7.26% 9	124	3.37

Q49 Does your Council follow KALC on social media? If so on which Platforms?

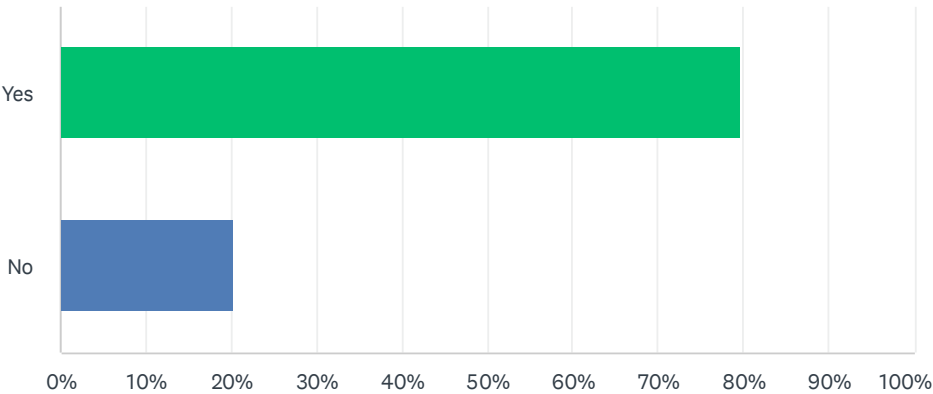
Answered: 124 Skipped: 43



ANSWER CHOICES	RESPONSES	
Facebook	20.97%	26
Twitter	0.81%	1
Instagram	0.00%	0
N/A	78.23%	97
TOTAL		124

Q50 Has your Council contacted KALC for advice in the last 12 months?

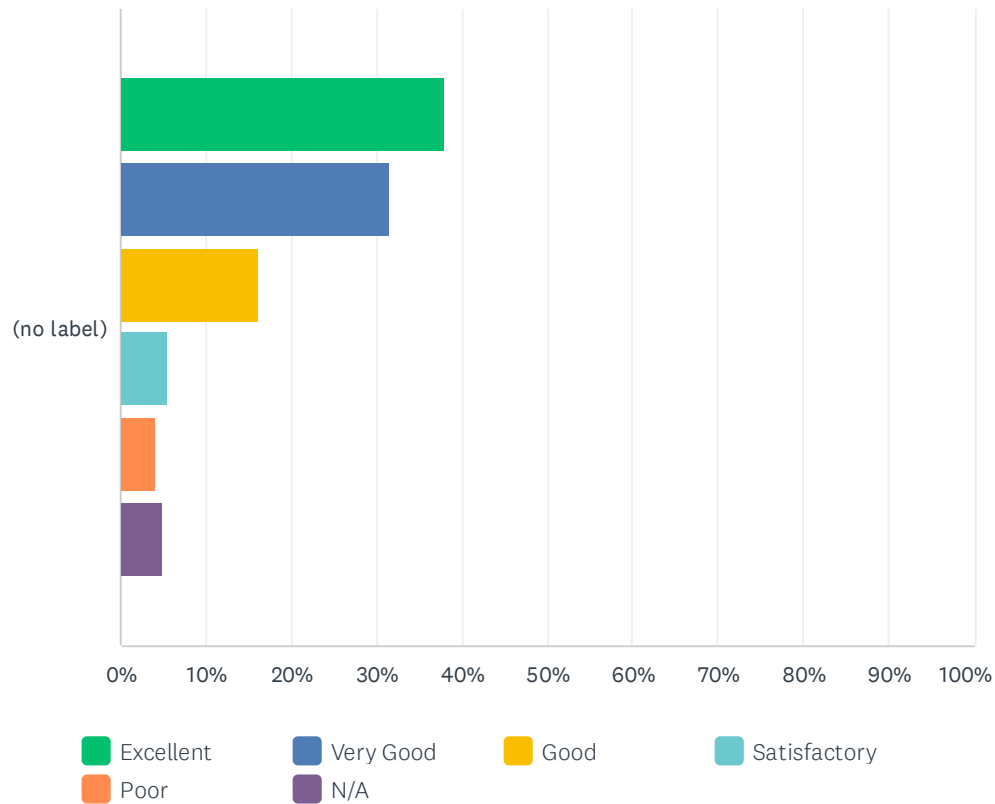
Answered: 124 Skipped: 43



ANSWER CHOICES	RESPONSES	
Yes	79.84%	99
No	20.16%	25
TOTAL		124

Q51 How does your council rate the KALC advice service overall?

Answered: 124 Skipped: 43



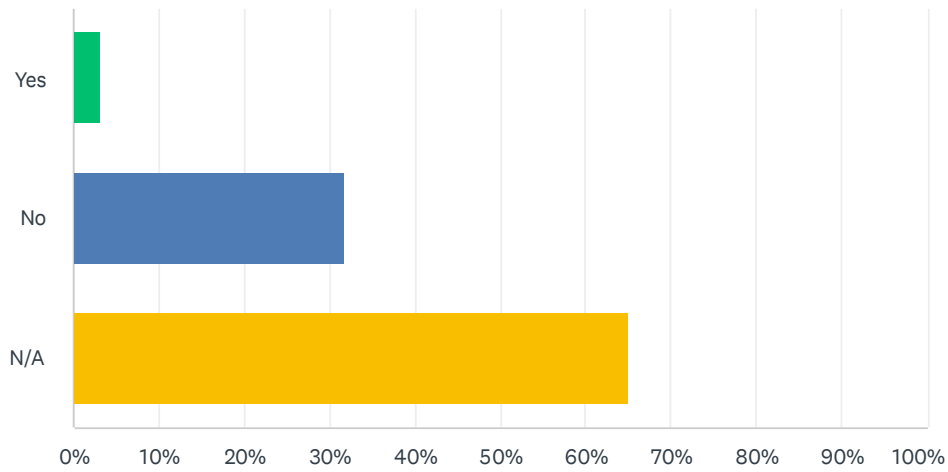
	EXCELLENT	VERY GOOD	GOOD	SATISFACTORY	POOR	N/A	TOTAL	WEIGHTED AVERAGE
(no label)	37.90%	31.45%	16.13%	5.65%	4.03%	4.84%	124	3.98
	47	39	20	7	5	6		

Q52 Please give a reason for your rating

Answered: 81 Skipped: 86

Q53 If applicable, Is your Council a member of the Direct Access scheme?

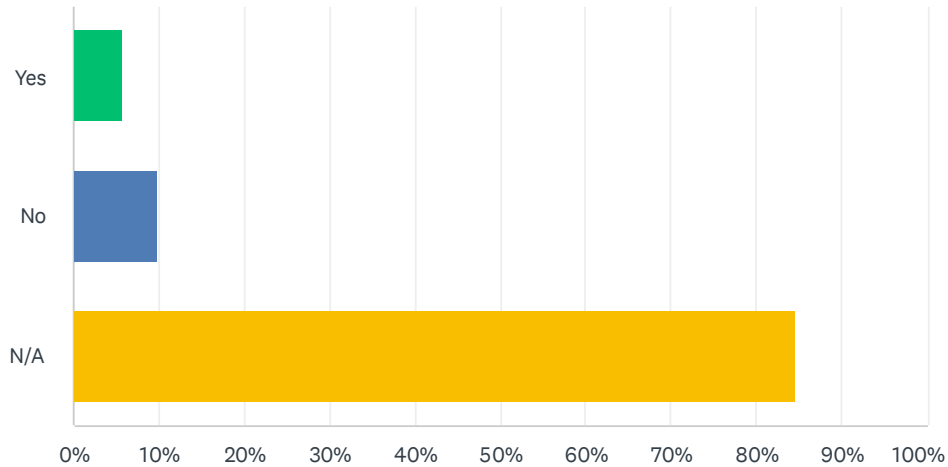
Answered: 123 Skipped: 44



ANSWER CHOICES	RESPONSES	
Yes	3.25%	4
No	31.71%	39
N/A	65.04%	80
TOTAL		123

Q54 If your Council is already part of the scheme, has your Council ever contacted NALC for advice?

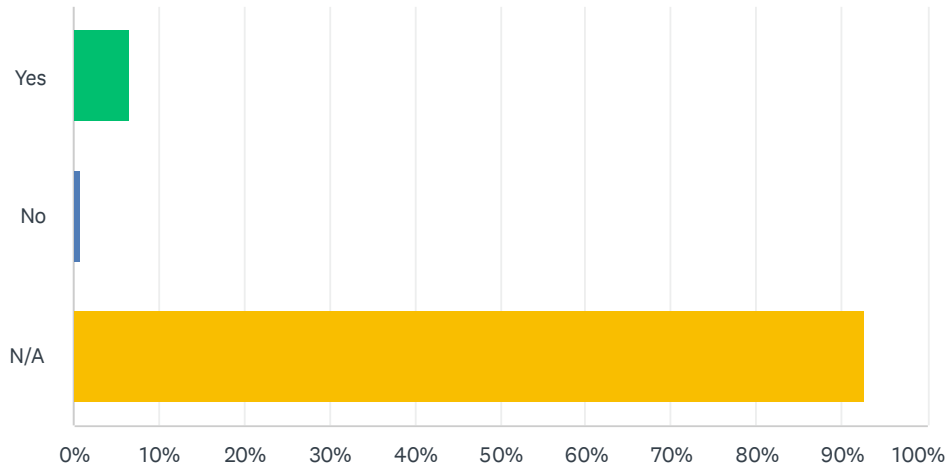
Answered: 123 Skipped: 44



ANSWER CHOICES	RESPONSES	
Yes	5.69%	7
No	9.76%	12
N/A	84.55%	104
TOTAL		123

Q55 If yes, were you satisfied with the outcome from the enquiry?

Answered: 123 Skipped: 44



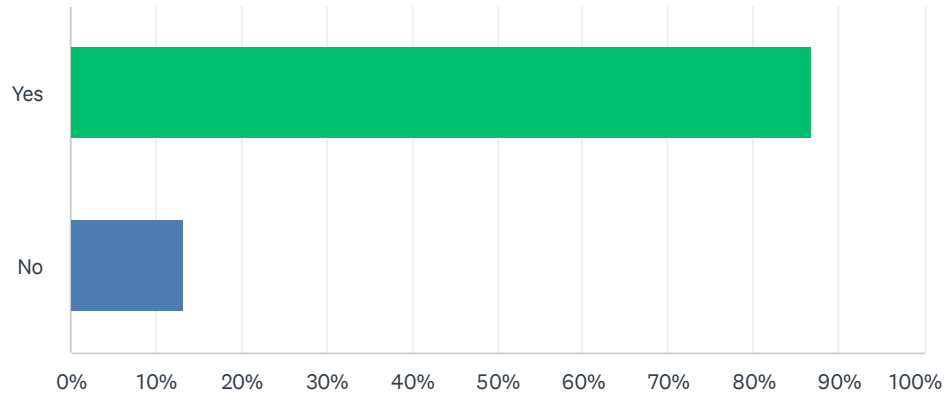
ANSWER CHOICES	RESPONSES	
Yes	6.50%	8
No	0.81%	1
N/A	92.68%	114
TOTAL		123

Q56 If not, why not?

Answered: 4 Skipped: 163

Q57 Are you aware of KALC's representational role and its work with national and county bodies on behalf of member Councils?

Answered: 121 Skipped: 46



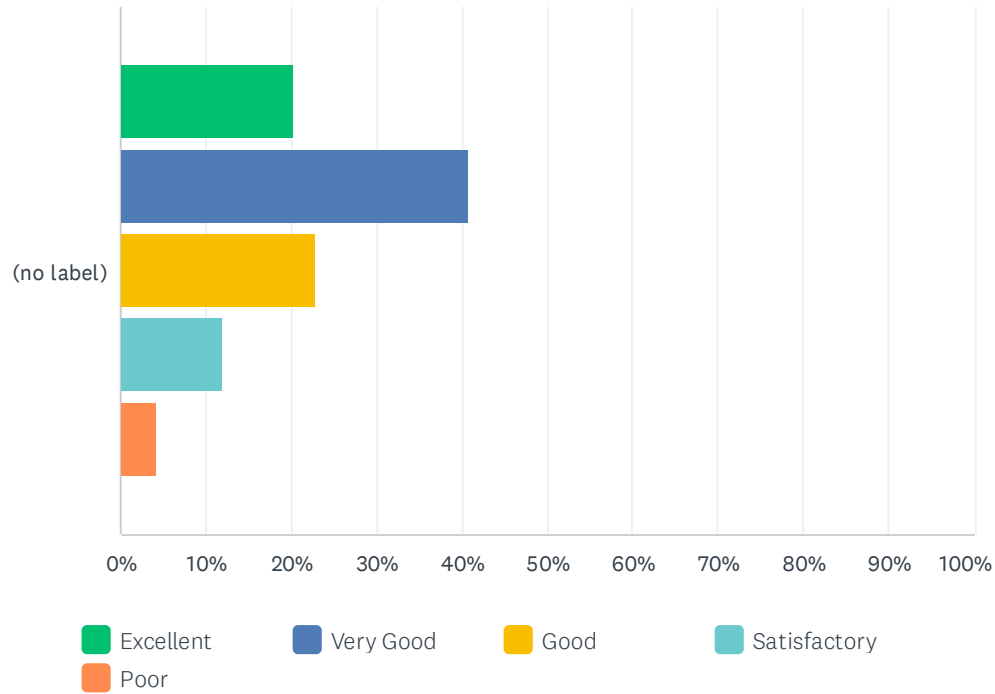
ANSWER CHOICES	RESPONSES	
Yes	86.78%	105
No	13.22%	16
TOTAL		121

Q58 KALC has run the KALC Community Awards Scheme for 10 years, which is supported by the High Sheriff of Kent, KCC Chairman and Mayor of Medway. If your Council has not adopted the Scheme in any of the 9 years, is there any specific reason why?

Answered: 45 Skipped: 122

Q59 Overall, how would you rate the level of service and value for money that your Council gets from KALC?

Answered: 118 Skipped: 49



	EXCELLENT	VERY GOOD	GOOD	SATISFACTORY	POOR	TOTAL	WEIGHTED AVERAGE
(no label)	20.34%	40.68%	22.88%	11.86%	4.24%	118	3.61
	24	48	27	14	5		

Q60 What do you think KALC does well?

Answered: 89 Skipped: 78

Q61 What do you think KALC does not do well at?

Answered: 60 Skipped: 107